




**MASONITE.**

Open to extraordinary.

**RIVERCITY**  
*Millwork*

# INTERIOR DOORS

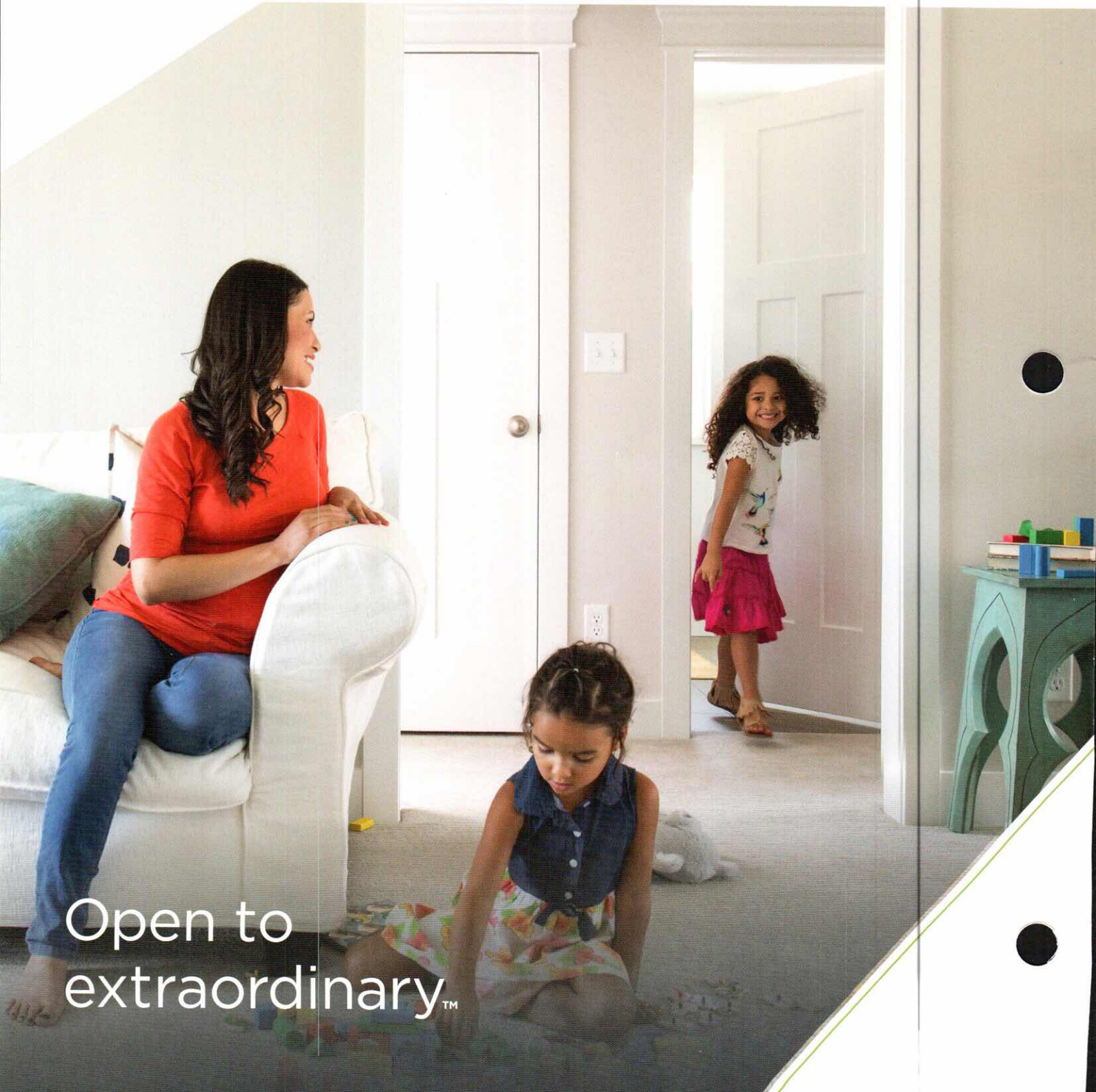
2018 COLLECTION





**MASONITE.**

Open to extraordinary.




Open to  
extraordinary™

# Interior Door Collections


AT A GLANCE

MASONITE  
**EXPO**<sup>®</sup>  
 HERITAGE SERIES.



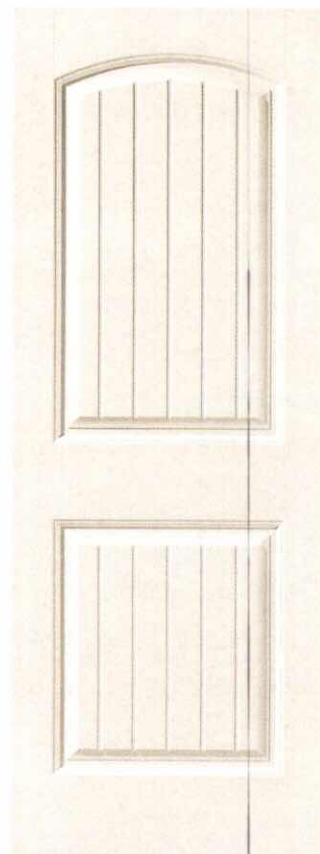
Lincoln Park.  
 Logan.  
 Winslow.

WEST END COLLECTION.



Berkley.  
 Hamel.  
 Melrose.

MASONITE  
**SELECT**<sup>™</sup>  
 MOLDED PANEL DOORS



Cheyenne.  
 Riverside.  
 Saddlebrook.

► Celebrate traditional craftsmanship with clean lines that blend seamlessly with their surroundings.

► Embrace the beauty of minimalism with the sophisticated, streamlined look of embossed lines.

► Create a look that complements the style of any home.

Masonite is committed to delivering unsurpassed performance in interior and exterior doors and glass products. Our goal is to provide not just a door, but a total experience, giving you a complete line of products, services and support tools designed around your success.

We are the leading source for the latest trend insights and design ideas, delivering distinctive door styles that complement any home and personal taste. From the crisp, clean lines of our Heritage Series™, to the traditional elegance of our Masonite Classics™ Collection, we offer a breadth of interior doors to meet any design, performance and material you need, so you always have the right answer for your customers.

Every product we offer is the result of years of research, design, engineering and development that begins at the Masonite Innovation Center in Chicago, the largest

facility of its kind in the industry. It is our dedication to a fully integrated design process that sets us apart from the competition and ensures every product we deliver lives up to our exacting standards for quality, consistency and craftsmanship.

**YOUR TRUSTED PARTNER**

Masonite is not just a trusted leader in interior doors; we are a powerful partner who helps you elevate the role a door plays in your projects—creating more inspiring customer experiences and stronger business results.

Interior Door Collections . . . . .	2	6P Prefinished. . . . .	22
Safe 'N Sound® . . . . .	4	Commercial . . . . .	23
Barn Doors . . . . .	6	Flush Series . . . . .	24
Masonite Expo® . . . . .	8	Eco-Friendly Doors . . . . .	26
Masonite Select™ . . . . .	14	Design and Size Options . . . . .	28
Masonite Classics™ . . . . .	18		

Safe 'N Sound®

**THE NEW STANDARD**

# SOLID CORE DOORS

We are on a mission to put solid core doors in every home. Made of solid material all the way through, they feel more substantial and block sound more effectively. For minimal cost, solid core doors create a dramatic improvement in overall quality.

Solid core doors are **DURABLE**, able to withstand the dents and dings of normal wear.

Solid core doors are **SOUND REDUCING**, blocking sound more efficiently than hollow doors.


Solid core doors are simply built better, a strength you can **FEEL** the moment you open the door.

It's time for a better door experience.

**Make solid core doors the STANDARD.**

Our dedication to superior craftsmanship allows us to deliver unsurpassed quality and value in interior doors. We offer a comprehensive selection of door styles—all crafted with exacting attention to detail.

MASONITE  
**CLASSICS™**  
 MOLDED PANEL DOORS



- 2, 3, 4 and 6 Panel
- 2 Panel Roman
- 2 Panel Arch-Top
- 6 Panel Prefinished




► Add a defining element to any space with familiar designs that offer timeless appeal.










2 Panel  
Smooth Only



2 Panel Roman  
Smooth Only



2 Panel Arch-Top  
Smooth & Textured



3 Panel  
Textured Only



4 Panel  
Smooth Only



6 Panel  
Smooth & Textured



# MASONITE CLASSICS™



Masonite Classics™ / 2 Panel

Masonite Classics™ / 2 Panel Arch Top


- Molded Panel Series . . . . . 20
- 6P Prefinished . . . . . 22
- Commercial Doors . . . . . 23
- Flush Series . . . . . 24

TRADITIONAL  
TIMELESS

# 6P Prefinished

- ▶ Durable topcoat ensures a long-lasting finish.
- ▶ Available in textured finish with matching bifolds.

▶ 6P Prefinished / Honey Textured



White  
Textured



Sienna  
Textured



Amber  
Textured



Honey  
Textured



Regal  
Textured




# Molded Panel Series


EXPO

SELECT


CLASSICS




- ▶ Molded panel engineering delivers timeless designs.
- ▶ Available in Safe 'N Sound®, see page 4 for details.



West End Collection / Berkley



Berkley.



\*Hamel.



\*Melrose.

\*Not for use with 4-door bifold applications.

West End Collection, is not available for use with double doors applications.




# HERITAGE SERIES™

AUTHENTIC ARCHITECTURAL DETAIL

EXPO

SELECT

CLASSICS



- ▶ Classic shaker style meets modern engineering in this versatile collection.
- ▶ 10+” bottom rail satisfies ADA requirements.
- ▶ Available in Safe 'N Sound®, see page 4 for details.




# WEST END COLLECTION.



EXPO

SELECT

CLASSICS



- ▶ Embossed lines add a modern edge to any space.
- ▶ Available in Safe 'N Sound®, see page 4 for details.






**Cheyenne.**  
2 Panel Camber-Top  
Plank Smooth



**Riverside.**  
5 Panel Equal Smooth  
6 Panels for 96" Door



**Saddlebrook.**  
1 Panel Plank Smooth

▶ Masonite Select... / Riverside.



# MASONITE SELECT™



▶ Masonite Select™ / Riverside




▶ Masonite Select™ / Cheyenne

- Cheyenne . . . . . 16
- Riverside . . . . . 16
- Saddlebrook . . . . . 16

AUTHENTIC  
DIVERSE  
STYLISH

# Barn Doors



## HARDWARE



Straight Strap  
Matte Black



Bent Strap  
Matte Black



Top Of Door Strap  
Stainless Steel

### Finish Options



Stainless Steel



Matte Black


# RE



For decades, we have been deeply invested in expanding our expertise in acoustics and have built doors for hospitals, schools, hotels and multi-family homes.

It is with this same confidence and expertise that we bring solid core to the residential space.

“Solid core doors are going to pay for themselves within the first year or two.”



*Bill Peck,  
Architect*

“Even if people don’t realize it, it’s kind of a subconscious comfort... The solid core doors are worth it.”



*Chris Miles  
Custom Homebuilder*


Improve the overall value of the home for pennies on a mortgage payment

# 100%

of all consumers prefer solid core vs. hollow core when given the choice\*

*\*Smith Dahmer Consumer Focus Group*





► Heritage Series™ / Lincoln Park


► West End Collection™ / Hamel

- Barn door options from Masonite deliver trend-forward design solutions that are both stylish and functional. Choose from three easy-to-install track options to create flexible interior spaces packed with character.
- Barn doors available in Safe 'N Sound® only. See page 4 for details.

**ON TREND**  
**INNOVATIVE**  
**FUNCTIONAL**



Heritage Series™ / Logan™



Lincoln Park.



Logan.



Winslow.



▶ Flush Series / Oak



Oak



Birch



Hardwood



Primed Hardboard



# Commercial Doors

HEAVY DUTY. DURABLE. LOW MAINTENANCE.


- ▶ Taller bottom rails and wider stiles for compatibility with commercial hardware.
- ▶ Satisfies ADA requirements.

EXPO

SELECT

CLASSICS

▶ Commercial Doors / 6 Panel





Wider Stiles To Accommodate Commercial Hardware

10+'' Bottom Rail Satisfies ADA Requirements



# Flush Series

DURABLE. LOW MAINTENANCE.



- ▶ A simple, flush design provides a clean, contemporary look.

# Eco-Friendly Engineered Doors

EMERALD. "GREEN" DOORS



**LEED V4 Assessment For "Green Association & Certification Cross Reference"**










LEED V3 CREDIT	LEED V4 CREDIT	SAFE & SOUND EMERALD		HOLLOW CORE EMERALD	
		Molded Panel	Flush Primed Hardboard	Molded Panel	Flush Primed Hardboard
	Home				
MR 2.1 Certified Wood MR 2.2 Recycled Content	Environmentally preferable products	•	•	•	•
	Low-emitting products	•		•	•
	New Construction				
MR 4.1 & MR 4.2 Recycled Content MR 6.0 Rapidly Renewable MR 7.0 Certified Wood	Building product disclosure and optimization—sourcing of raw materials	•	•	•	•
IEQ 4.4 NAUF	Low-emitting materials	•	•	•	•
	Acoustic performance	•	•		

**Note:** Not all designs are available in Emerald, offering; contact Masonite for the complete product offering.

The above referenced certifications are based on the following versions: LEED NC-3.0 / LEED H-2008 / LEED V4-2015.

For technical specification information, visit [www.masonite.com](http://www.masonite.com) or contact us at 1-800-663-DOOR (3667).

# Design & Size Options

	HERITAGE SERIES	PASSAGE											BIFOLDS											
		12"	14"	15"	16"	18"	20"	24"	26"	28"	30"	32"	34"	36"	18"	24"	28"	30"	32"	36"	48"	60"	72"	
MASONITE EXPO.	 LINCOLN PARK (1 PANEL) Commercial 10" Bottom Rail	Smooth 80"	*	*	*	*	*	*	*	*	*	*	*	*	*	*	*	*	*	*	*	*	*	
		Smooth 84"	*	*	*	*	*	*	*	*	*	*	*	*	*	*	*	*	*	*	*	*	*	*
		Smooth 96"	*	*	*	*	*	*	*	*	*	*	*	*	*	*	*	*	*	*	*	*	*	*
	 LOGAN (2 PANELS) Commercial 10" Bottom Rail	Smooth 80"	*	*	*	*	*	*	*	*	*	*	*	*	*	*	*	*	*	*	*	*	*	
		Smooth 84"	*	*	*	*	*	*	*	*	*	*	*	*	*	*	*	*	*	*	*	*	*	*
		Smooth 96"	*	*	*	*	*	*	*	*	*	*	*	*	*	*	*	*	*	*	*	*	*	*
	 WINSLOW (3 PANELS) Commercial 10" Bottom Rail	Smooth 80"	*	*	*	*	*	*	*	*	*	*	*	*	*	*	*	*	*	*	*	*	*	
		Smooth 84"	*	*	*	*	*	*	*	*	*	*	*	*	*	*	*	*	*	*	*	*	*	*
	MASONITE SELECT.	 WEST END COLLECTION BERKLEY**	Smooth 80"	*	*	*	*	*	*	*	*	*	*	*	*	*	*	*	*	*	*	*	*	
			Smooth 84"	*	*	*	*	*	*	*	*	*	*	*	*	*	*	*	*	*	*	*	*	*
			Smooth 96"	*	*	*	*	*	*	*	*	*	*	*	*	*	*	*	*	*	*	*	*	*
		 HAMEL**	Smooth 80"						*	*	*	*	*	*	*	*	*	*	*	*	*	*	*	
Smooth 84"								*	*	*	*	*	*	*	*	*	*	*	*	*	*	*	*	
 MELROSE**		Smooth 80"	*	*	*	*	*	*	*	*	*	*	*	*	*	*	*	*	*	*	*	*		
		Smooth 84"	*	*	*	*	*	*	*	*	*	*	*	*	*	*	*	*	*	*	*	*	*	
 CHEYENNE Smooth 80" Smooth 96"		Smooth 80"	*	*	*	*	*	*	*	*	*	*	*	*	*	*	*	*	*	*	*	*		
		Smooth 96"	*	*	*	*	*	*	*	*	*	*	*	*	*	*	*	*	*	*	*	*	*	
		 RIVERSIDE Smooth 80" Smooth 84" 6-Panels Smooth 96"	Smooth 80"	*	*	*	*	*	*	*	*	*	*	*	*	*	*	*	*	*	*	*	*	
			Smooth 84"	*	*	*	*	*	*	*	*	*	*	*	*	*	*	*	*	*	*	*	*	*
			6-Panels Smooth 96"	*	*	*	*	*	*	*	*	*	*	*	*	*	*	*	*	*	*	*	*	*
	 SADDLEBROOK Smooth 80" Smooth 96"	Smooth 80"	*	*	*	*	*	*	*	*	*	*	*	*	*	*	*	*	*	*	*	*		
Smooth 96"		*	*	*	*	*	*	*	*	*	*	*	*	*	*	*	*	*	*	*	*	*		

\*Thinner outer style will not affect functionality.  
Due to manufacturing processes, a 3/16" tolerance is acceptable on horizontal lines.

\*\*Not for use with double doors.

**Note:** 48", 60" and 72" bifolds are achieved by doubled 24", 30" and 36" bifolds.

**Molded Panel Series Notes:** Please note that some sizes are only available as a result of being trimmed from a larger facing. The trimming process may result in a stile width that is too narrow to accommodate a standard bore. To machine a standard bore with a 2-3/8" backset on the lock hole and a 2-1/8" diameter bore, the outer stile measurements must be no less than 3-7/16" wide. Many facings have a lockrail that will accommodate a standard bore even when the stile width is too narrow. Please refer to Masonite Molded Door Facing Dimensional Specifications to verify the outer stile measurements or contact your Masonite Interior Door servicing plant. Textured refers to embossed wood-grain. Pre-finished white is available as textured only. Not all molded panel designs and sizes are available in all regions as stock products. Please check for special order availability.




## TECHNICAL & SUPPORT INFORMATION ON GREEN

- ▶ This product contributes to satisfying the credits of the U.S. Green Building Council's LEED® Green Building Rating System™. For current applicable LEED® standards, visit [www.usgbc.org](http://www.usgbc.org).
- ▶ Evaluations of Green Certifications are provided as a courtesy for Masonite customers. Further confirmation should be completed on a project basis by consulting the certification guidelines or contacting an association representative for verification.

USGBC®, and LEED®, are registered trademarks of the U.S. Green Building Council.



# MASONITE EXPO.



► Heritage Series™ / Lincoln Park.

► Heritage Series™ / Logan™

Heritage Series™ . . . . . 10

West End Collection® . . . . . 12

ARTISTIC  
CONTEMPORARY  
SLEEK

MASONITE CLASSICS

MOLDED PANEL SERIES		PASSAGE												BIFOLDS											
		12"	14"	15"	16"	18"	20"	24"	26"	28"	30"	32"	34"	36"	42"	16"	18"	24"	28"	30"	32"	36"	48"	60"	72"
	<b>2 PANEL ARCH-TOP</b>																								
		Smooth 80"	•	•	•	•	•	•	•	•	•	•	•	•	•	•	•	•	•	•	•	•	•	•	
		Textured 80"	•	•	•	•	•	•	•	•	•	•	•	•	•	•	•	•	•	•	•	•	•	•	•
		Smooth 84"	•	•	•	•	•	•	•	•	•	•	•	•	•	•	•	•	•	•	•	•	•	•	•
	Smooth 96"	•	•	•	•	•	•	•	•	•	•	•	•	•	•	•	•	•	•	•	•	•	•	•	
	<b>2 PANEL ROMAN SMOOTH</b>																								
		Smooth 80"	•	•	•	•	•	•	•	•	•	•	•	•	•	•	•	•	•	•	•	•	•	•	
		Smooth 84"	•	•	•	•	•	•	•	•	•	•	•	•	•	•	•	•	•	•	•	•	•	•	
	Smooth 96"					•	•	•	•	•	•	•	•	•					•	•	•	•	•	•	
	<b>2 PANEL</b>																								
		Smooth 80"	•	•	•	•	•	•	•	•	•	•	•	•	•	•	•	•	•	•	•	•	•	•	
		Smooth 84"	•	•	•	•	•	•	•	•	•	•	•	•	•	•	•	•	•	•	•	•	•	•	
	Smooth 96"	•	•	•	•	•	•	•	•	•	•	•	•	•	•	•	•	•	•	•	•	•	•	•	
	<b>3 PANEL</b>																								
		Textured 80"	•	•	•	•	•	•	•	•	•	•	•	•	•	•	•	•	•	•	•	•	•	•	
	<b>4 PANEL</b>																								
		Smooth 80"	•	•	•	•	•	•	•	•	•	•	•	•	•	•	•	•	•	•	•	•	•	•	
		Smooth 84"	•	•	•	•	•	•	•	•	•	•	•	•	•	•	•	•	•	•	•	•	•	•	
	Smooth 96"	•	•	•	•	•	•	•	•	•	•	•	•	•	•	•	•	•	•	•	•	•	•		
	<b>6 PANEL</b>																								
		Smooth 80"	•	•	•	•	•	•	•	•	•	•	•	•	•	•	•	•	•	•	•	•	•	•	
		Textured 80"	•	•	•	•	•	•	•	•	•	•	•	•	•	•	•	•	•	•	•	•	•	•	
		Smooth 84"	•	•	•	•	•	•	•	•	•	•	•	•	•	•	•	•	•	•	•	•	•	•	
		Textured 84"	•	•	•	•	•	•	•	•	•	•	•	•	•	•	•	•	•	•	•	•	•	•	
		Smooth 96"	•	•	•	•	•	•	•	•	•	•	•	•	•	•	•	•	•	•	•	•	•	•	
	Textured 96"	•	•	•	•	•	•	•	•	•	•	•	•	•	•	•	•	•	•	•	•	•	•		
	Prefinished 80" (all colors)	•	•	•	•	•	•	•	•	•	•	•	•	•	•	•	•	•	•	•	•	•	•		
	<b>6 PANEL COMMERCIAL</b>																								
	Commercial 10" Bottom Rail	Smooth 80"																							
Smooth 84"																									
	<b>2 PANEL ROMAN SMOOTH</b>																								
	Commercial 10" Bottom Rail	Smooth 80"																							
Smooth 84"																									
	<b>2 PANEL COMMERCIAL</b>																								
	Commercial 10" Bottom Rail	Smooth 80"																							
Smooth 84"																									

FLUSH SERIES 80", 84" & 96" Heights		PASSAGE												BIFOLDS									
		12"	14"	15"	16"	18"	20"	24"	26"	28"	30"	32"	34"	36"	18"	24"	28"	30"	32"	36"	48"	60"	72"
<b>HARDBOARD</b>																							
Primed		•	•	•	•	•	•	•	•	•	•	•	•	•	•	•	•	•	•	•	•	•	•
<b>VENEER</b>																							
Oak, Birch, Hardwood		•	•	•	•	•	•	•	•	•	•	•	•	•	•	•	•	•	•	•	•	•	•



**MASONITE.**

Open to extraordinary.



1-800-663-DOOR

9am to 5pm / Monday through Friday, EST

[masonite.com](http://masonite.com)



[www.rivercitymillwork.com](http://www.rivercitymillwork.com)

**RiverCity**

200 Quaker Road  
Rockford, IL 61104

P: 800-892-9297

F: 815-965-2678

**Max**

Masonite Xpress Configurator.

In just a few clicks, browse thousands of door styles and glass options to create your dream door.

RIV-17401-6