


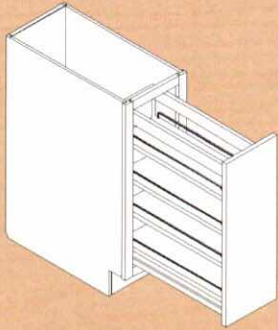
OPEN THE DOOR TO
NEW POSSIBILITIES



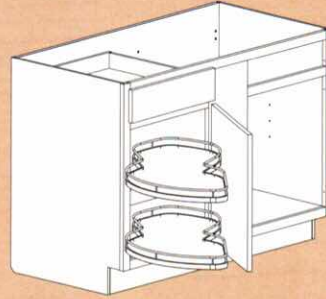
MARSH CABINETS



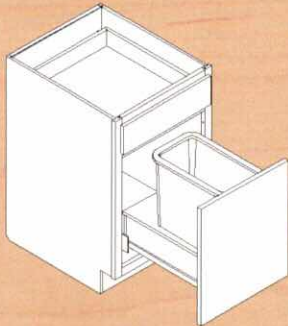
INSTALLED ACCESSORY CABINETS



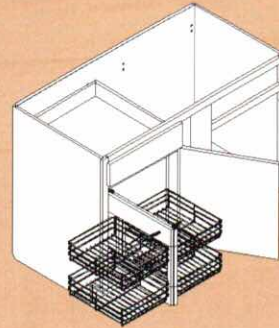
- BFH9PO
- BFH12PO



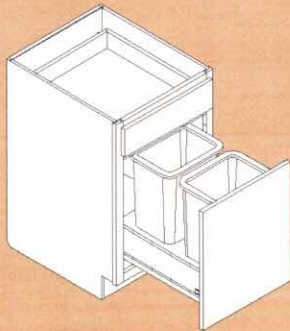
- PBC48LM-R (shown)
- PBC48LM-L



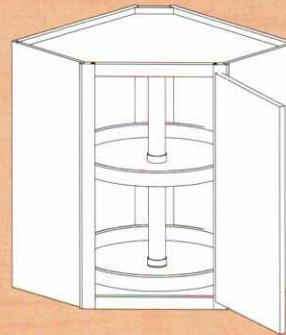
- SWB18
- SWB21
- SWB24



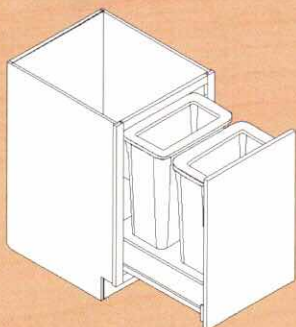
- PBC48PO-R (shown)
- PBC48PO-L



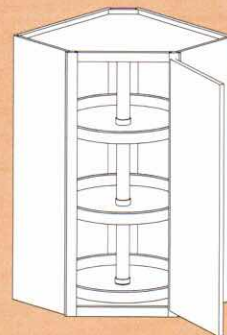
- DWB18
- DWB21
- DWB24



- LSCWC2430
- LSCWC2730
- LSCWC2436
- LSCWC2736



- DWB21FH
- DWB24FH



- LSCWC2442
- LSCWC2742

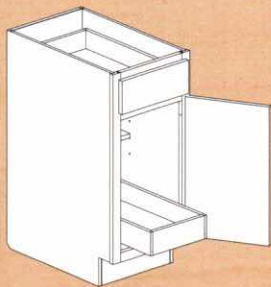
*Eliminates need for installed accessory modification

ROLL-OUT TRAY CABINETS

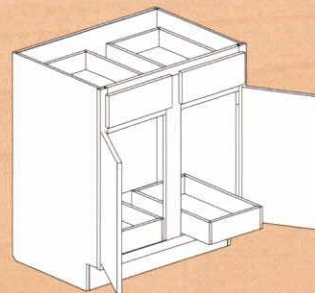
***Available Spring of 2016**

- Type of drawer denotes type of roll-out (standard drawer or FX)
- Standard Types:
 - 3 3/4" Deep
 - Plywood
 - Standard Guides
- Upgrade Trays (standard on full overlay):
 - 3 3/8" Deep
 - Dove-tail wood trays
 - Full-extension guides

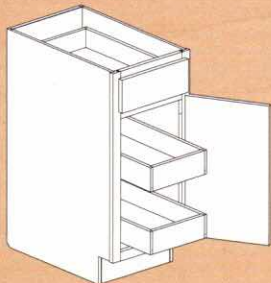
- Utility Cabinets will be offered with 4 roll-out trays
- Vanity cabinets with installed roll-outs will be available
- Single trays will have 1/2 shelf



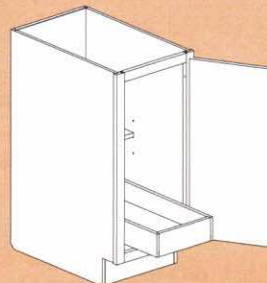
• Pantry Base
Single Roll-Out Tray



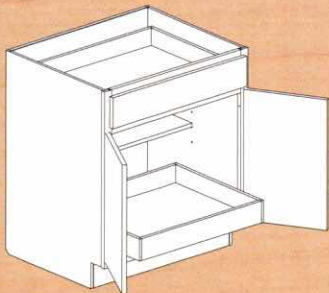
• Pantry Base
Single Roll-Out Tray



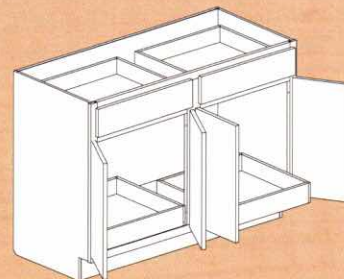
• Pantry Base
Double Roll-Out Tray



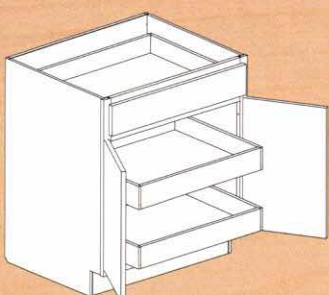
• Base Full Height
Single Roll-Out Tray



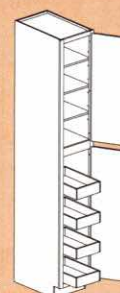
• Bi-Parting
Single Roll-Out Tray



• Vanity Base
Single Roll-Out Tray

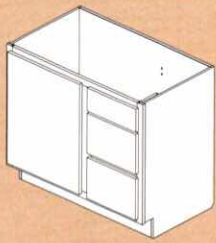


• Bi-Parting
Double Roll-Out Tray

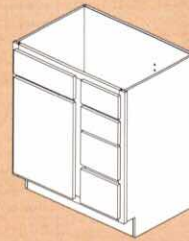


• Utility Cabinet
with Roll-Out Trays

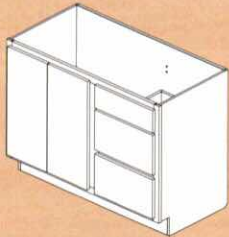
VANITY CABINET EXPANSION



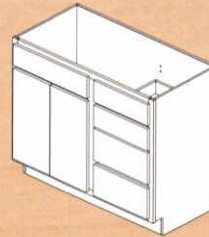
- VFHSD24LH(RH)
- VFHSD27LH(RH)
- VFHSD33LH(RH)
- VFHSD39LH(RH)
- (30" and 36" existing cabinets)



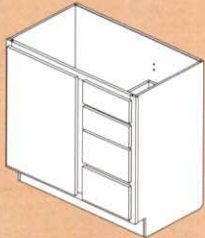
- VSSD24BHLH(RH)
- VSSD27BHLH(RH)
- VSSD33BHLH(RH)
- VSSD39BHLH(RH)
- (30" and 36" existing cabinets)



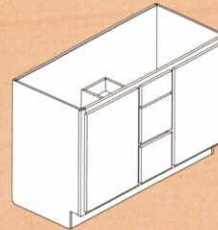
- VFHSD42BPLH(RH)
- VFHSD45BPLH(RH)
- VFHSD48BPLH(RH)



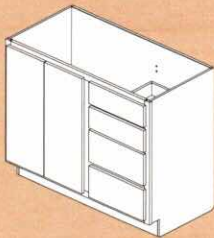
- VSSD42BPBHLH(RH)
- VSSD45BPBHLH(RH)
- VSSD48BPBHLH(RH)



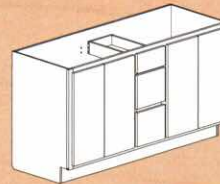
- VFHSD24BHLH(RH)
- VFHSD27BHLH(RH)
- VFHSD30BHLH(RH)
- VFHSD33BHLH(RH)
- VFHSD36BHLH(RH)
- VFHSD39BHLH(RH)



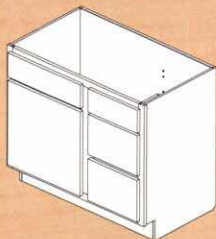
- VFHMD48
- VFHMD54



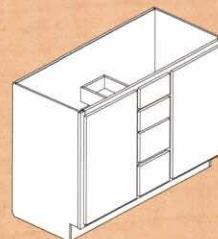
- VFHSD42BPBHLH(RH)
- VFHSD45BPBHLH(RH)
- VFHSD48BPBHLH(RH)



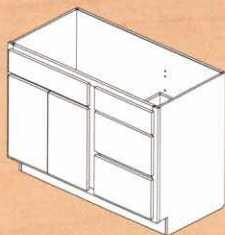
- VFHMD60BP
- VFHMD72BP



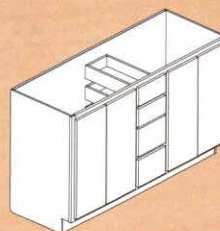
- VSSD24LH(RH)
- VSSD27LH(RH)
- VSSD30LH(RH)
- VSSD33LH(RH)
- VSSD36LH(RH)
- VSSD39LH(RH)



- VFHMD48BH
- VFHMD54BH



- VSSD42BPLH(RH)
- VSSD45BPLH(RH)
- VSSD48BPLH(RH)



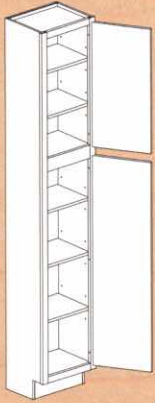
- VFHMD60BPBH
- VFHMD72BPBH

UTILITY CABINET EXPANSION

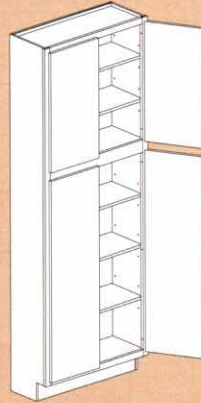
- Top Portions of Utility Cabinets
 - 30" High - 2 adjustable shelves
 - 36" High - 2 adjustable shelves
 - 42" High - 3 adjustable shelves
- All bottom portions of utility cabinets will have 3 adjustable shelves

Additional SKU's:

- OVDUC2184S, OVDUC2190S, OVDUC2196S, OVDUC2484S, OVDUC2490S, OVDUC2496S, OE8421, OE9021, OE9621
- 'S' denotes 'Set' of doors.
 - 2 on 12" and 21" Deep
 - 4 on 24" Deep



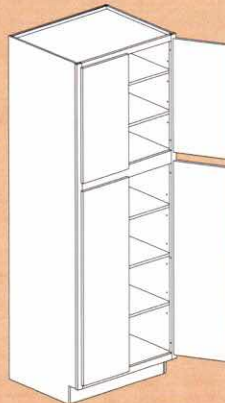
- UC128412
- UC218412
- UC129012
- UC219012
- UC129612
- UC219612



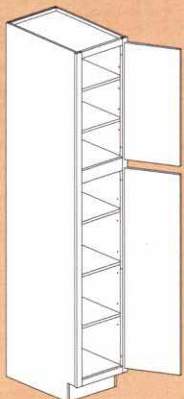
- UC278412BP
- UC338412BP
- UC279012BP
- UC339012BP
- UC279612BP
- UC339612BP



- UC128421
- UC158421
- UC188421
- UC218421
- UC129021
- UC159021
- UC189021
- UC219021
- UC129621
- UC159621
- UC189621
- UC219621



- UC248421BP
- UC278421BP
- UC308421BP
- UC338421BP
- UC368421BP
- UC249021BP
- UC279021BP
- UC309021BP
- UC339021BP
- UC369021BP
- UC249621BP
- UC279621BP
- UC309621BP
- UC339621BP
- UC369621BP



- UC128424
- UC218424
- UC129024
- UC219024
- UC129624
- UC219624



- UC278424BP
- UC338424BP
- UC279024BP
- UC339024BP
- UC279624BP
- UC339624BP

*96" Tall Utility Cabinets Depicted

FLOATING SHELVES

Floating Shelves

- Available in Oak, Maple, Cherry
- 2 1/2" High x 10" Deep

Availability:

- FLTSHF24
- FLTSHF30
- FLTSHF36
- FLTSHF42



*Mounting strip included in kit



Espresso



Sienna



Tuscany



Linen

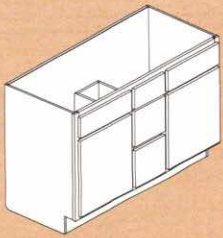
EXPANSION OF REFRIGERATOR PANELS

RP / REP Expansion

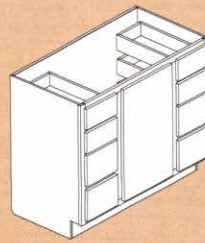
- Added 108" and 120" tall panels
- Added 3" Styles - RP3
- Available in Oak, Maple, Cherry

12" DEEP	24" DEEP	30" DEEP	SPECIES
RP10812	RP10824	RP10830	Oak, Maple, Cherry
RP12012	RP12024	RP12030	Oak, Maple, Cherry
	REP10824	REP10830	Oak, Maple, Cherry
	REP12024	REP12030	Oak, Maple, Cherry
RP38412	RP38424		Birch, Thermofoil, Oak, Maple, Cherry
RP39012	RP39024		Birch, Thermofoil, Oak, Maple, Cherry
RP39612	RP39624		Birch, Thermofoil, Oak, Maple, Cherry
		RP38430	Oak, Maple, Cherry
		RP39030	Oak, Maple, Cherry
		RP39630	Oak, Maple, Cherry
RP310812	RP310824	RP310830	Oak, Maple, Cherry
RP312012	RP312024	RP312030	Oak, Maple, Cherry

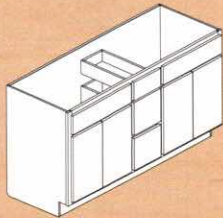
VANITY CABINET EXPANSION



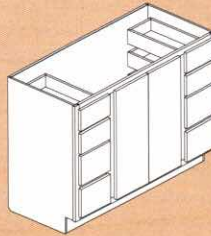
- VSMD48
- VSMD54



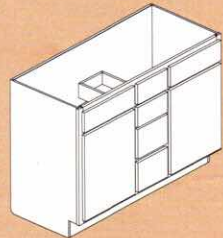
- VFHDD42BH



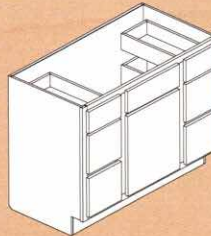
- VSMD60BP
- VSMD72BP



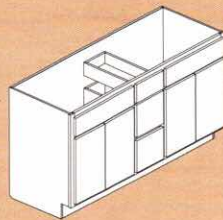
- VFHDD48BPBH
- VFHDD54BPBH
- VFHDD60BPBH
- VFHDD72BPBH



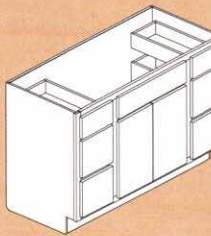
- VSMD48BH
- VSMD54BH



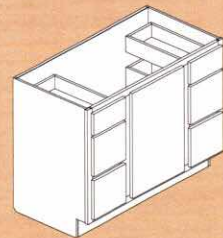
- VSDD42



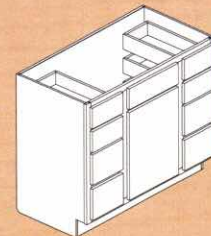
- VSMD60BPBH
- VSMD72BPBH



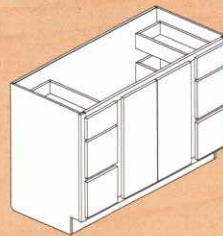
- VSDD48BP
- VSDD54BP
- VSDD60BP
- VSDD72BP



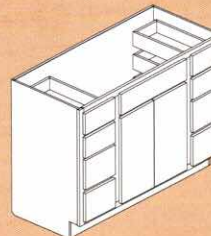
- VFHDD42



- VSDD42BH



- VFHDD48BP
- VFHDD54BP
- VFHDD60BP
- VFHDD72BP



- VSDD48BPBH
- VSDD54BPBH
- VSDD60BPBH
- VSDD72BPBH

WOOD HOOD EXPANSION


Range Hood Expansion

- Available in Oak, Maple, Cherry
- Liners included
- Chimneys available in all sizes where applicable
- Blower units available
- RHA48 - Added 48" in Range Hood Arched Valence
- RHST48 - Added 48" in Range Hood Straight Valence



- RHART36
- RHART42
- RHART48

*Shown in Tuscany



- RHMNT48
- RHMNT60

*Shown in Saddle

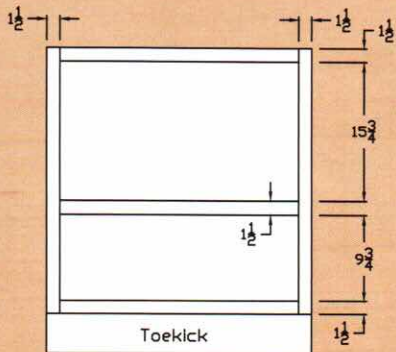


- RHEUR30
- RHEUR36
- RHEUR42 (special order)

*Shown in Alpine

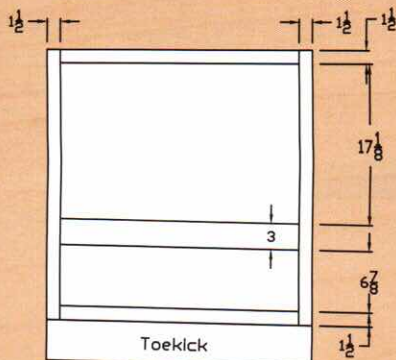
CABINET ADDITIONS AND MODIFICATIONS

MICROWAVE BASE CABINET



- MWB33 (New Size)

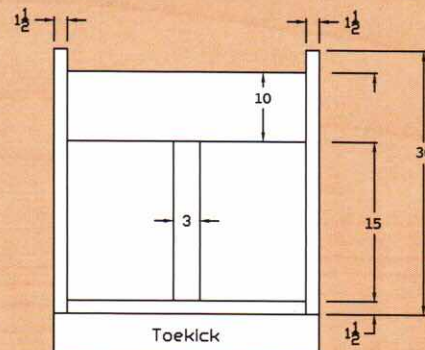
MWB



- MWBTRM24
- MWBTRM27
- MWBTRM30
- MWBTRM33 (New Size)

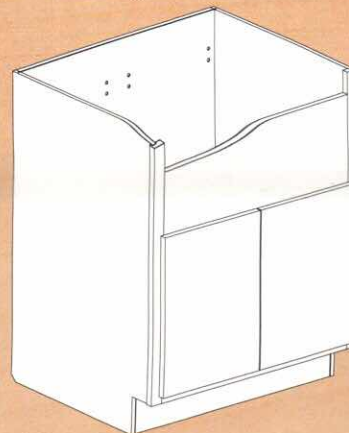
MWB TRM

FARM SINK BASE



- FSB30
- FSB33
- FSB36
- FSB39 (New Size)

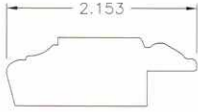






FSB



- FSB30BP
- FSB33BP
- FSB36BP
- FSB39BP (New Size)

MIRROR MOLDINGS

- Available in 8' lengths
- 3/4" Thick

PROFILE	MATCHES DOOR PROFILE	AVAILABLE WOODS
<p>BRUN96</p> 	Brunswick	Oak, Maple, Cherry
<p>CAMB96</p> 	Cambridge & Fairmont	Oak, Maple, Cherry
<p>JEFF96</p> 	Jefferson & Ardmore	Maple, Cherry
<p>JMST96</p> 	Jamestown & Charleston	Maple, Cherry
<p>SUMM96</p> 	Atlanta, Savannah, Nantucket, Apex, Summerfield, Arcadia & Northbrook	Oak, Maple, Cherry
<p>WENT96</p> 	Wentworth & Trenton	Maple, Cherry
<p>WLMN96</p> 	Wilmington & Arlington	Maple, Cherry

CABINET ADDITIONS AND MODIFICATIONS

NEW SKUS

- **WCC BP**

WCC4230BP
WCC4236BP
WCC4242BP
WCC4830BP
WCC4836BP
WCC4842BP

- **OC BP**

OC3084TBP
OC3090TBP
OC3096TBP
OC3384TBP
OC3390TBP
OC3396TBP

- No toekick (NTK) modification on base and tall cabinets
- 4x4 bead board panel
- All Alpine and Fairmont cabinets will have natural interior as standard. White interior available by adding finished interior.

NEW NOMENCLATURE

CURRENT	FUTURE
VSD30	VFHSD30
VSD36	VFHSD36
VSD30BH	VSSD30BH
VSD36BH	VSSD36BH
VDL58	VFHMD58BP
VDL58BH	VSMD58BPBH
RPBC	PBC
OVDUC	OVDUC8412S (set)

ACCESSORY REVISION

- Remove Toekicks from Base Fillers except CBFWD3x3
- Added 3 fillers:
 - UFWD327P
 - LSWD327P
 - VFWD3
- Thermofoil accessories will be discontinued. Use Maple Alpine in its place. Refrigerator panels will continue to be offered in both thermofoil and painted options.

DISCONTINUED

- EM34
- Thermofoil corner shelf (CS) replaced by Maple Alpine corner shelf
- White RLS
- SSV, VSV, V44, V58, V72
- All non-wood standard roll-out tray kits
 - Wood roll-out trays still available



MARSH FURNITURE
C O M P A N Y